

## Short Report



Commandant's house – exhibition and visitor center | ©Stadtverwaltung Erfurt

## Commandant's house – exhibition and visitor center

Petersberg 3  
99084 Erfurt

Tel: +49 361 6640170

info@petersberg-erfurt.de  
[www.petersberg-erfurt.de](http://www.petersberg-erfurt.de)

### Welcome!

The heart of the Petersberg Citadel is the large **visitor center** as the new central contact point for the entire Petersberg. So that you can start your adventure tour as well equipped and prepared as possible, you will receive information about the fortress complex, appropriate maps and download options for the app on site.

The **exhibition THE PETERSBERG – AN EXCITING JOURNEY THROUGH TIME**, which thrives on interaction, awaits you in the Kommandantenhaus. Embark on a journey of discovery through the eventful history of Petersberg. Multimedia and interactive offers make the different uses of the "city crown" of Erfurt tangible. The journey through time takes visitors from the first Stone Age settlements through the myths surrounding the mountain, to the medieval monastic life of the Benedictine monks and the construction of a Baroque fortress, which at the time was considered the most modern in Europe and impregnable. Kurmainz, Napoleon and the Prussians have made Petersberg a place with a lot of history and many stories.

# TEST RESULT

---

for

## Kommandantenhaus – Ausstellung und Besucherzentrum

99084 Erfurt, Certificate-ID: PA-13326-2022



This offer was classified according to  
the criteria of the nationwide label

**»Tourism for All«**

and, in the period from

**March 2023 – February 2026**

is entitled to use the label

**»Accessibility checked«**

and the associated pictograms  
in accordance with the contract.



Commandant's house  
– exhibition and  
visitor center

©Stadtverwaltung Erfurt



Commandant's house  
– exhibition and  
visitor center

©Stadtverwaltung Erfurt

---

## Overview

- Interactive journey of discovery through the eventful history of Petersberg with video installations and games
- Event room
- Petersberg-App as a mobile companion through the exhibition and about the Petersberg
- Group tours can be booked
- Parking possibilities in the parking garage at the cathedral – via panorama path and elevator to Petersberg
- Public transport – streetcar stop Domplatz (lines 2/3/6) – via Panoramaweg and elevator to Petersberg

## Accessibility at a glance

- Parking space for people with disabilities
- Building accessible without steps
- All rooms and facilities that can be used by guests and are raised are accessible without steps, via a ramp or via elevators
- 90 cm minimum width of all raised passages/doors
- WC for people with disabilities
- Assistance dogs welcome
- Audio induction loop system
- Guided tours for people with disabilities

# Information for people with walking difficulties and wheelchair users

All areas relevant for testing meet the quality criteria of the label "**Accessibility certified – accessible for people with walking disabilities and wheelchair users**".

Some **information on accessibility** are listed below. For detailed information please see the evaluation report.

- There are three marked parking spaces for people with disabilities (parking space size: 350 cm x 500 cm, 100 m distance from the entrance).
- The bus stop on Petersberg is 150 m away. The streetcar stop Domplatz (line 2, 3, 6) is about 800 m away. You can get to the citadel from Domplatz via the panorama path and an elevator.
- The paths to the entrance are easy to walk and drive on and have a maximum longitudinal gradient of 6%.
- The building is accessible without steps.
- All rooms and facilities that can be used and elevated for guests are accessible without steps or via elevators or a ramp.
- The elevator cabin in the building is 110 cm x 220 cm.
- The elevator cabin from the panoramic path to the citadel is 160 cm x 240 cm.
- The ramp from the cathedral square to the Panoramaweg has a maximum slope of 6% and a total length of 24 m (intermediate landings available).
- All doors/passages that can be used by guests and are raised are at least 90 cm wide.
- The cash counter is 73 cm high at the lowest point.
- The exhibits are predominantly visible while seated. Exhibit information is predominantly legible while seated.
- Guided tours are available for people with walking disabilities and wheelchair users. Advance reservations are required.
- Mobile or fixed seating is available for people with walking disabilities to use during the tour.
- The entire route of the guided tour is step-free for wheelchair users.

## Public toilet for people with disabilities (basement)

- The manoeuvring spaces are:  
in front of/behind the door, in front of the WC and in front of the washbasin at least 150 cm x 150 cm;  
to the left and right of the WC at least 90 cm x 70 cm.
- Grab rails are provided to the left and right of the WC. The grab rails are flipped up.
- The sink is wheelchair compatible.
- The mirror can be viewed while standing or sitting.
- There is an alarm trigger.

# Information for people with hearing impairments and deaf people

All areas relevant for testing meet the quality criteria of the label "**Accessibility certified – accessible for people with hearing impairment**".

Some **information on accessibility** are listed below. For detailed information please see the evaluation report.

- The alarm is clearly visible at the counter and in the WCs.
- There is an audio induction loop system.
- An outgoing emergency call in the elevators is confirmed acoustically. Alternatively, stairs are available.
- Information about the exhibits is provided in writing. There is partial audio and photorealistic information about the exhibits.
- Guided tours are available for people with hearing disabilities, but not for deaf people. Advance reservations are required.
- Guided tours with FM systems (e.g. headphones, neck loops) are available for people with hearing impairments.

# Information for visually impaired and blind people

All areas relevant for testing meet the quality criteria of the label "**Accessibility certified – partially accessible for people with visual impairments and blind people**".

Some **information on accessibility** are listed below. For detailed information please see the evaluation report.

- Assistance dogs may be brought into all relevant areas/rooms.
- The entrance is visually contrasting.
- There are glass doors without security markings.
- All raised areas that can be used by the guest are well lit, i.e. bright and glare-free.
- There are visually contrasting and tactile floor indicators in the entrance area.
- Signage is designed in easy-to-read, high-contrast lettering.
- An outgoing emergency call in the elevators is confirmed acoustically. In the elevator in the visitor center, the stop position is announced by voice. The elevator from Domplatz to the Citadel has only 2 floors. The controls in both elevators are visually contrasting and tactilely detectable.
- Stairs in the building have visually contrasting edges at least on the first and last steps, but the stairs from Domplatz to the Citadel on Petersberg do not.
- Stairs have handrails on both sides.

- Exhibits are generally well lit.
- Information about the exhibits is predominantly provided in writing and is visually contrasting. There is some audio information about the exhibits.
- Guided tours are offered for people with visual impairments and blind people. Advance reservations are required.
- During the tours, exhibits are integrated for touching.

## Information for guests with cognitive impairments

Some **information on accessibility** are listed below. For detailed information please see the evaluation report.

- The name or logo of the operation is clearly visible from the outside.
- The destinations of the paths are within sight or there are path signs at a constantly visible distance.
- Information about exhibits is provided in plain language in some cases.
- Guided tours are provided for people with cognitive impairments. Advance registration is required.
- The guided tour for people with cognitive impairments offered.

## Comfort for all generations

We have compiled some information on accessibility below. Detailed information can be found in the test report.

- Parking is available in the parking garage on Domplatz.
- The bus stop on Petersberg is 150 meters away. The Domplatz streetcar stop (lines 2, 3, 6) is about 800 meters away. A panoramic path 600 meters long with a maximum gradient of 6% and an elevator lead to the Petersberg. The ramp from Domplatz to the Panoramaweg has a maximum incline of 6% and a total length of 24 meters (intermediate landings available). The elevator cabin from the Panoramaweg to the Zitadelle is 160 cm x 240 cm.
- The paths to the entrance are easy to walk and drive on and have a maximum longitudinal slope of 6%.
- The entrance is visually contrasting.
- The building is accessible without steps.
- All rooms and facilities that can be used and elevated for guests are accessible without steps or via elevators or a ramp. The elevator cabin in the building is 110 cm x 220 cm. An outgoing

emergency call in the elevators is confirmed acoustically. Alternatively, stairs are available. Stairs in the building have visually contrasting edges at least on the first and last steps, but the stairs from Domplatz to the Zitadelle on Petersberg do not. Stairs have handrails on both sides.


- All doors/passages that can be used by guests and are raised are at least 90 cm wide. There are glass doors without safety markings.
- All raised and usable areas for the guest are well lit, i.e. bright and glare-free.
- There is an inductive hearing system.
- Exhibits are generally well lit. Exhibit information is provided in writing and is visually contrasting. There is partial audio and photorealistic information about the exhibits.
- Public restrooms available.
- Guided tours are available for people with walking disabilities. The entire tour route is accessible without steps. Mobile or fixed seating is available for use during the tour. Guided tours with FM equipment are made possible for people with hearing disabilities (e.g. headphones, neck ring loops). Guided tours are provided for people with visual impairments and blind people. Touch exhibits will be integrated during the tours. Pre-registration is required for all tours.



# Image Gallery


We have put together some photos from the company / offer for you. You can find more photos in the detailed reports.

---



Parking lot "Neue Wache" on the Petersberg

©René Strobach



Bus stop on the Petersberg

©René Strobach




Tram stop Domplatz – Line 2,3 6

©René Strobach



Entrance to the exhibition in the Kommandantenhaus

©René Strobach



Cash desk / Shop / Information

©René Strobach




Showrooms

©René Strobach




Showrooms

©René Strobach



Event room in the basement

©René Strobach



Public WC in the basement

©René Strobach



Visual tactile design

©René Strobach



# Information on the "Tourism for All" labeling system

**All establishments and locations** certified with the label "Tourism for All" meet the following quality criteria:

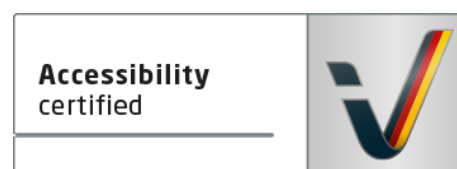
- Data and information on accessibility are collected and checked on site by **external, specially trained evaluators**. The method is not based on self-assessments.
- Data on accessibility is available **in detail** and can be viewed by the guests.
- At least one staff member has successfully passed a **training** on "**Accessibility as a comfort and quality feature**".

## The labeling – explanation of the logos and pictograms

The label "**Information about Accessibility**" indicates that detailed and verified information on accessibility is available for all groups of people.



The label "**Accessibility certified**" is based on "Information about Accessibility". It means that the quality criteria defined for specific groups of people are met partially or completely.



The label "**Accessibility certified**" is available in two requirement levels:

### "Accessibility certified: partially accessible".

The quality criteria are partially fulfilled for the pictured group of people, i.e. the establishment/location is partially accessible for wheelchair users. The "i" in the pictogram indicates that it is recommended to read again carefully whether the offer meets all (your oder the guest's) individual requirements.



### "Accessibility certified: accessible".

The quality criteria are fulfilled for the pictured group of people, i.e. the establishment/location is accessible for wheelchair users.



There are defined quality criteria for **seven groups of people** and a **specific pictogram** for each group.

People with walking disabilities



Wheelchair users



People with hearing impairment



Deaf people



People with visual impairments



Blind people



People with cognitive impairments

